

ACCESSORY FITMENT INSTRUCTION

Product

Navara Double tube side steps- DCAB

Part no.

170043T, BS-170043 (Tracking NO : 46)



60
Minutes

Models :2017

Page 1 of 5

Date :21/06/2017

DIAGRAM



Kit content:

	Qty	Description		Qty	Description
A	18	M8x25 Sets	H	2	Side steps
B	36	M8x20x1.6 Flat washers	I	2	38 side bars
C	30	M8 Spring washers			
D	18	M8 Hex nuts			
E	2	Front brackets (PS and DS)			
F	2	Middle brackets (PS and DS)			
G	2	Rear brackets (PS and DS)			

Additional equipment/Material needed for fitment :

Qty		Ratchet set	Qty	
		Spanner Set		
		Torque Wrench		

Precautions during fitment:

Wear the appropriate PPE clothing during installation.
Do not cause any damage to the vehicle.

Directions for use:

Follow all instructions carefully.

Fitment Instruction: Navara Double Tube Side Steps

Visual / Graphic Illustration

Step #

Description/Method



The following steps shown are for the Drivers side fitment.

1

Under the vehicle you will see threaded studs protruding out the body(FIG 2). There will be 2 in the front, middle and back as indicated in (FIG 1).




FIG 2

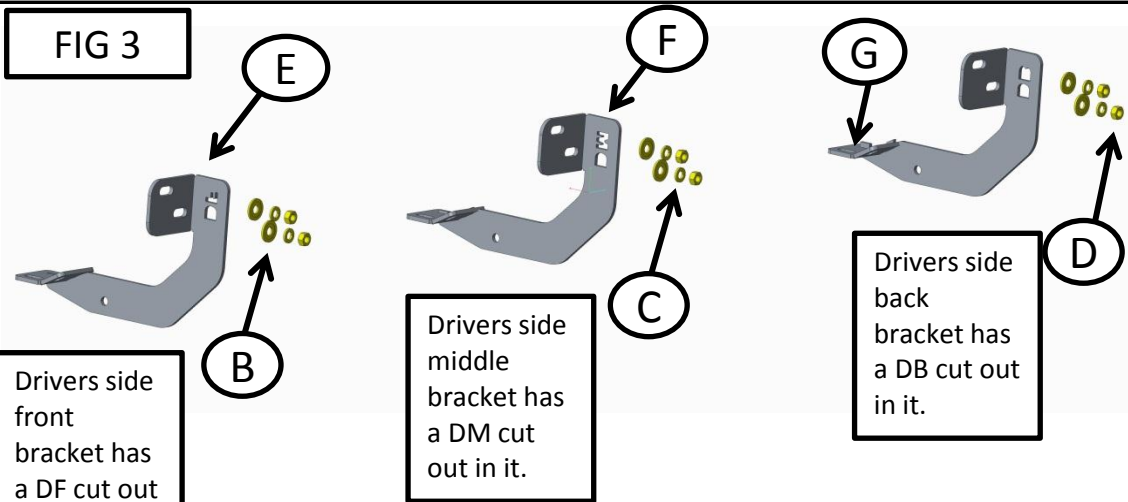
Fitment Instruction: Navara Double Tube Side Steps

Visual / Graphic Illustration

Step #

Description/Method

FIG 3



Drivers side front bracket has a DF cut out in it.

Drivers side middle bracket has a DM cut out in it.

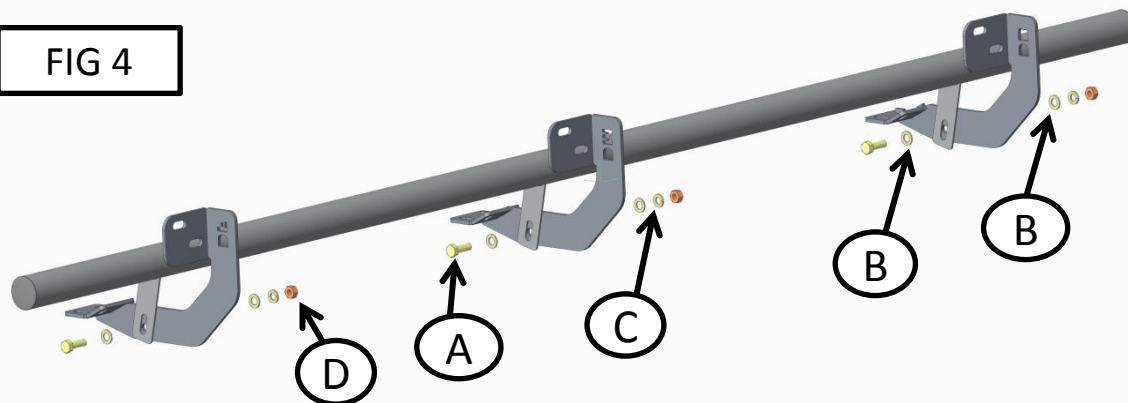
Drivers side back bracket has a DB cut out in it.

2

Using the brackets provided and the kit shown in FIG 3 assemble the brackets to the vehicle. Do not fully tighten.

Repeat above steps on the passengers side as well.

FIG 4

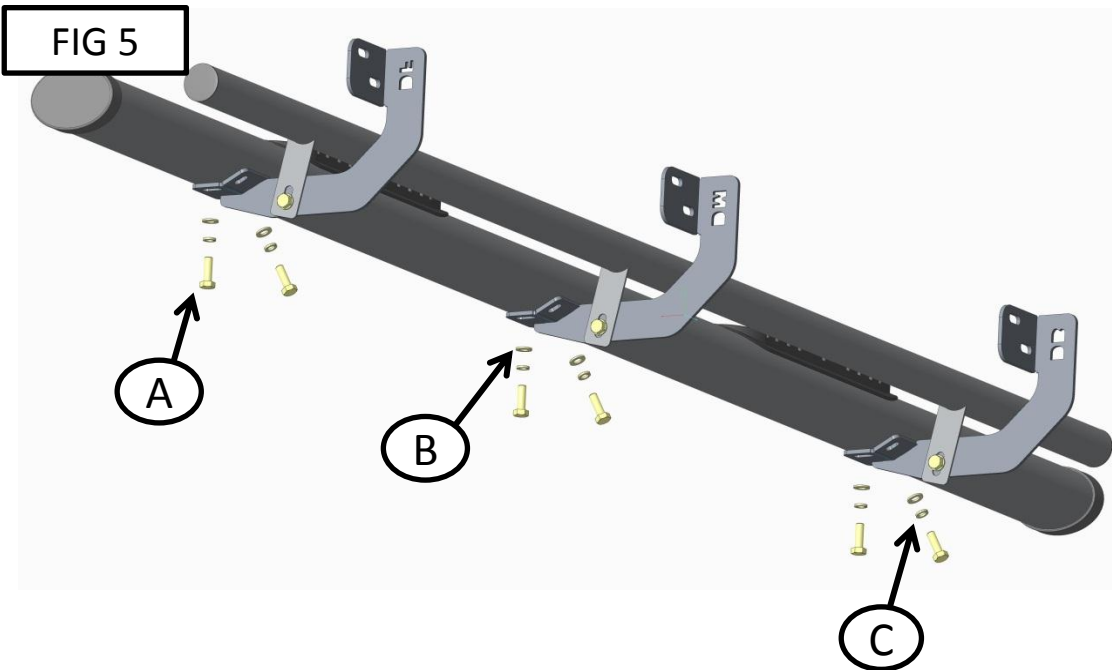


3

Mount the 38 tube to the brackets mounted in Step2. FIG 4 shows how to mount the 38 tube.

Fitment Instruction:
Navara Double Tube Side Steps

Visual / Graphic Illustration



Step #

Description/Method

4

Fit the 3 inch side step to the brackets. Shown in FIG 5. A tag on the bottom of the tube indicates the front.

Repeat above steps on the passengers side as well.

Make sure bar is centralised and tighten all fasteners to specified torque. M8= 22Nm , M10= 42Nm , M6= 9Nm.

